



June 23 - 28

Located just off Route 315 in Pittston Township



2009 Lackawanna County 4-H Round-Up Guide



4-H Days at the Northeast Fair! Lackawanna County 4-H members who exhibit at the Northeast Fair receive FREE fair admission tickets for themselves and their parents (rides not included) good on Tuesday, June 23 or Wednesday, June 24!

570-963-6842

A complete list of competitive exhibits for 4-H members

570-654-FAIR
Fairgrounds

570-654-2503
Business Office

www.northeastfair.com

Northeast Fair

Business Office
79 Bryden Street
Pittston Township, PA 18640
Phone: 570-654-2503
FAX: 570-654-0819
E-Mail Address: northeastfair@aol.com

Fairgrounds
20 Freeport Road
Grimes Industrial Park
Pittston Township, PA 18640
570-654-FAIR
Web Address: www.northeastfair.com

OFFICERS AND BOARD OF DIRECTORS

OFFICERS

President:

Joseph R. Aliciene

Vice President:

Joseph J. Pupa III

Secretary:

Charles T. Salvo

Assistant Secretary:

Rachelle Romanczuk

Treasurer:

Samuel Alba

PAST PRESIDENTS

Joseph J. Pupa III

Charles T. Salvo

Raymond Capozucca

Vincent Gross

EXECUTIVE DIRECTORS

Tom Bubul

James W. Dillon

Tina Dolgash

Beverly Gruber

Thomas McHugh

Senator Raphael Musto

DIRECTORS

Joseph R. Aliciene Jr., CPA

Donna Biras Kuzminski

Liz Martorana

Joseph Middleton

Marla Pupa

Charles A. Salvo

Mary Jo Searfoss

DIRECTIONS TO THE NORTHEAST FAIR

The Suscon Road Bridge over the Pennsylvania Turnpike is expected to be closed for repairs during most of 2009. A detour route will be in effect. Please follow directions below and look for clearly marked detour and "fair" signs.

From Scranton, Binghamton and points North via Interstate 81

1. Interstate 81 South to Pittston exit #175-A onto Route 315 South;
2. Proceed 1/2 mile on Route 315 South to first traffic light at Pollock Chevrolet and turn left onto Oak Street-Keystone Drive;
3. Continue on Oak Street-Keystone Drive for 1/2 mile to first intersection (after traveling under PA Turnpike bridge) and turn left onto Armstrong Road;
4. Proceed 1 1/2 miles to end point of Armstrong Road and turn right onto Suscon Road;
5. Proceed 1/4 mile on Suscon Road and make the first left onto Commerce Road (Grimes Industrial Park);
6. Continue 1/2 mile on Commerce Road to fairgrounds.

From Wilkes-Barre, Hazleton and points South via Interstate 81

1. Interstate 81 North to Pittston Exit #175 onto Route 315 North;
2. Just beyond the bottom of I-81 exit ramp turn right at traffic light at Pollock Chevrolet onto Oak Street-Keystone Drive;
3. Follow directions 3 to 6 above.

From Pennsylvania Turnpike, Interstate 476

1. Pennsylvania Turnpike (Interstate 476) to Wyoming Valley Interchange, Pittston exit onto Route 315 South;
2. Follow directions 2 to 5 above.

Special Contests

Battle of the Bands

Tuesday!

1st Place: \$350
 2nd Place: \$275
 3rd Place: \$175
 4th Place: \$75
 (plus ribbons)



Pennsylvania Blue Ribbon

Apple Pie Contest

Wednesday!

First place advances to the Pennsylvania State Farm Show Competition.

1st Place: \$100
 2nd Place: \$50
 3rd Place: \$25
 (plus ribbons)

Hershey's Cocoa Classic Cookie, Brownie or Bar Contest



Thursday!

Ages 8 - 18 only

1st Place: \$50
 2nd Place: \$35
 3rd Place: \$20
 (plus ribbons)

First place advances to the Pennsylvania State Farm Show Competition.



Thursday!

Fair Queen Contest

Winner competes for title of Pennsylvania State Fair Queen!

First Place:
 \$1000 U.S. Savings Bond

Hershey's Cocoa Classic Chocolate Cake Contest

1st Place: \$100
 2nd Place: \$50
 3rd Place: \$25
 (plus ribbons)

Friday!

First place advances to the Pennsylvania State Farm Show Competition.



Original Music Showcase

1st Place: \$500
 2nd Place: \$300
 3rd Place: \$200
 4th Place: \$100
 (plus ribbons)

Friday!



Beautiful Baby Contest

Prizes

awarded to all Saturday! participants.

GRAND PRIZE:
 \$500 US Savings Bond



Karaoke Contest

All week!

Cash awards up to \$100 for individuals and groups.
GRAND CHAMPION Groups Additional \$100
GRAND CHAMPION Individual Additional \$50
 (plus rosette ribbons)



GREAT ENTERTAINMENT

Every Day Shows!

Reithoffer Shows

America's Most Spectacular Midway


Featuring over 20 rides!




Hambone Express
Productions *Pig Racing!*



**Pet Zone
Reptile Show**



Educational
Animal Farm
and Petting Zoo

Kidbuck\$ Game \$how

Ron Diamond
Hypnotist &
Illusionist



BUFFO
The World's
Strongest
Clown



Motor Sports!

Championship Figure 8 Auto Racing - Friday, June 26

World's Largest Demolition Derby - Saturday, June 27

Tough Trucks 4 x 4 Competition - Sunday, June 28



Concert Stage!

Tuesday, June 23 - BATTLE OF THE BANDS

Wednesday, June 24 – Shawn Klush
Elvis Tribute Show



Thursday
June 25

To be announced
at a later date.

Saturday
June 27

To be announced
at a later date.

Friday
June 26 **ORIGINAL
MUSIC
SHOWCASE**



Sunday
June 28

CABINET

WEEKENDER

Other Fair Happenings



Lackawanna 4-H Round-Up

Check out the new 3,500 square foot 4-H building!

Rick Mikula, The Butterfly Guy

The grandfather of butterflies teaches kids how to raise butterflies and moths any time of year by using simple, recyclable household items.



Free Butterfly Atrium

A live display of butterflies in their natural habitat.

Baby Chicks

Watch baby chicks hatch right before your eyes!



Penn State Cooperative Extension Special Programs

Walk Around Street Magic



Jungle Paradise

A collection of exotic, rare, tropical and unusual plants.



Milk Maker

Interactive hands-on activities to learn where milk and milk products come from.

Dozens of Community Group Shows & Presentations

Dozens of Food & Merchandise Vendors

Read & Win Program

Read a book from your local library and receive free admission to the fair with unlimited free rides and more. Visit your local library or www.northeastfair.com for details.

Group & Family Day - Friday, June 26
Fair opens at 9:30 AM with extensive morning and afternoon educational and entertainment activities designed for children and early teens. Visit fair website for complete details.



For the most up to date fair entertainment and happenings visit the award winning website www.northeastfair.com.



Northeast Fair

Pittston Twp, Pennsylvania

June 24 - June 29



Sunday, June 21	Drop off exhibits ONLY	2 pm - 4 pm
Monday, June 22	Drop off exhibits ONLY	2 - 7 pm
Tuesday to Thursday, June 23 to 25	Fair opens	5 pm
Friday, June 26	Fair opens	9:30 am
Saturday & Sunday, June 27 & 28	Fair opens	1 pm
Monday, June 29	Pick up exhibits ONLY	2 pm - 8 pm

<p>Department 10 - 4-H</p> <p>Chairperson: Ruth Ann Burns</p> <p>Phone: 570-963-6842 Email: rcb19@psu.edu</p>	
---	---

★ Best of Show will be selected from Blue Ribbon winners and will receive a Rosette Ribbon.

1. All 4-H exhibitors agree to be bound by the rules established by the Northeast Agricultural Fair and the Lackawanna County 4-H Round-up rules listed in this section.

2. Responsible care will be taken to protect all exhibits on display, but the 4-H program, or the Northeast Agricultural Fair is, in no way, to be held responsible for accidents, loss, or damage to items on display.

3. Entries will be made according to classification and comply with specifications of the project area.

4a. All entries are limited to members of an organized 4-H Club under the supervision of Penn State Cooperative Extension. 4-H exhibitors must be current members of a 4-H club.

4b. Entries in Section 10 – Individual Exhibits, are also open to youth enrolled in a Lackawanna County school enrichment project of the current year.

5. Unless otherwise indicated, all exhibits must come from a 4-H project in which the exhibitor was officially enrolled with the Cooperative Extension Office by May 1 of the current year.

6. All entries must have been made by the member since the last year's fair.

7. All exhibits must be the work of an individual member unless the category specifies that it is a club entry.

8. Decisions of the judges shall be final in all cases.

9. Lackawanna County 4-H or Northeast Fair staff may remove any exhibit, or part of an exhibit which is unfit to show. Owners of the exhibit will be notified after removal.

10. Exhibits should not be removed at anytime before the close of the fair, except by prior consent by the Lackawanna County 4-H or Northeast Fair staff. Early removal of exhibits without prior permission by 4-H or Northeast Fair staff will result in award to be dropped by one place.

11. Any 4-H members exhibiting animals are responsible for the care of their animals. In the event of an emergency, Lackawanna County 4-H or Northeast Fair staff may intervene and employ the assistance of other qualified individuals.

12. **Lackawanna County 4-H members' entries must be pre-registered for the Northeast Fair by June 2, 2009.** For pre-registration, complete the Exhibitor Entry Form at the back of this Guide and send to:

Penn State Cooperative Extension in Lackawanna County
4-H Round-up Pre-Registration
200 Adams Avenue, Lower Level
Scranton, PA 18503

13. Registration in person at the fairgrounds by Lackawanna County 4-H members WILL NOT BE ACCEPTED.

Department 10 - 4-H

Exhibit Requirements

1. Exhibits must be constructed by member with the exception of Group Exhibits which are constructed by the club.
2. All exhibit ideas should be discussed with your leader.
3. All posters, 5" by 7" cards, and 3-D displays must have the member's name, age, and club name printed on the back in ink.
4. All posters must be 14" x 22", half of a poster size, (this is the required PA Farm Show size).
5. Each member entering a project that requires a poster must enter their own poster. Any exhibits not meeting this requirement will not be judged.
6. **Project Exhibits** (Section 1 to 9) 3-D displays should be constructed to occupy a table space no larger than 20" (width) x 20" (depth). Exhibit must be two or three sided (able to stand up freely).
7. **Individual Exhibits** (Section 10), 3-D display, maximum size of 3 feet deep by 4 feet high by 3 feet wide. Group (Section 11), 3-D display, maximum size of 3 feet deep by 4 feet high by 4 feet wide. Exhibit must be bi-fold or tri-fold (able to stand up freely).
8. When a project book is used for more than one year, list on the book cover what pages have been completed in the current year (for example: some animal care and nutrition projects).
9. Each exhibitor **must have a judging sheet stapled to the outside back cover of their project book with the leader's side scored and signed in ink by the leader.**
10. All Cloverbud members, ages 5 to 7 (under age 8 as of January 1) of current year of judging, may enter exhibits only under Section 10 and Section 11. Exhibits will be displayed separately from traditional Club member exhibits. Cloverbud 4-H members do not receive premiums. This age group will receive participation ribbons. Age Code 10 MUST be listed on Exhibitor Entry Form.
11. The 4-H Club members who have passed their 8th birthday, but not have passed their 19th birthday by January 1st of the current year will be divided by the following age groups, judging will be done as follow: **(You MUST list age code on Exhibitor Entry Form)**
 - Code 20** - 8 to 9 years old as of January 1, 2009
 - Code 30** - 10 to 12 years old as of January 1, 2009
 - Code 40** - 13 to 15 years old as of January 1, 2009
 - Code 50** - 16 to 19 years old as of January 1, 2009
12. All exhibits are to arrive at the Fair grounds on Sunday, June 21 between 2 and 4 pm or on Monday, June 22 between 2 and 7 pm.

4-H Days at the Fair Tuesday & Wednesday



Every Lackawanna County 4-H member entering their 4-H exhibit in the Northeast Fair will be given a free pass for themselves and their immediate family members to enter the fair grounds on either of the two 4-H Days!

These passes will only be honored on Tuesday, June 23th or Wednesday, June 24th and are for admission only, not for the rides.

Contact the Extension Office at **963-6842**
to receive your family's FREE PASSES.

Department 10 - 4-H

Section 1 - Animal Science

- * Members must exhibit the item of their choice in the appropriate project
- * All items should be displayed in a 3-ring binder. In addition to the completed requirements below, members must display appropriate project record book
- * **Member must exhibit project book and one specified item**

Animal Science Skills for Life Series: (this list is not inclusive; call Extension Educator to verify if your animal is in this series)

★ *Best of Show will be selected from Blue Ribbon winners and will receive a Rosette Ribbon.*



DOGS

Wiggles and Wags

- * Do at least 3 Required Activities and 4 Optional Activities each year
- * Complete at least 21 total required and optional activities in three years or less to advance to next level

Class 10-1-101.	Year 1 - Poster or display on grooming
10-1-102.	Year 2 - Poster or display that identifies a minimum of 15 body parts
10-1-103.	Year 3 - Poster or display identifying 10 breeds with characteristics and countries of origin

<i>Section 1 Awards in each class</i>	
1st Place:	\$5
2nd Place:	\$3
3rd Place:	\$2
4th Place:	\$1
	(plus ribbons)



Canine Connection

- * Do at least 3 Required Activities and 4 Optional Activities each year
- * Complete at least 21 total required and optional activities in three years or less to advance to next level

Class 10-1-201.	Year 1 - Poster or display on building a dog house
10-1-202.	Year 2 - Poster or display about a dog disease and how it is prevented or treated
10-1-203.	Year 3 - Poster or display on two kinds of misbehavior and training or precautions taken to prevent it

Leading the Pack

- * Do at least 3 Required Activities and 4 Optional Activities each year
- * Complete at least 21 total required and optional activities to complete level

Class 10-1-301.	Year 1-Notebook which includes information on dog-related laws and ordinances
10-1-302.	Year 2 - Notebook which includes information about careers related to dogs, salaries and training
10-1-303.	Year 3 - Notebook that records your efforts at organizing an event such as a dog bowl, skill-athon, pet show or parade, or field trip for younger members

AGE CODE (You MUST list age code on Exhibitor Entry Form)

20	8 to 9 years old as of January 1, 2009
30	10 to 12 years old as of January 1, 2009
40	13 to 15 years old as of January 1, 2009
50	16 to 19 years old as of January 1, 2009

Exhibitor Entry Form Example:

For a 14-year old to exhibit an Animal Science Project Book for Dogs, Canine Connection Year 1, poster or display on building a dog house, entry will appear as: "10-1-201, Age Code 40" on Entry Form

Department 10 - 4-H

★ *Best of Show will be selected from Blue Ribbon winners and will receive a Rosette Ribbon.*



CATS

Purrr-fect Pals

- * Do at least 3 Required Activities and 4 Optional Activities each year
- * Complete at least 21 total required and optional activities in three years or less to advance to next level

- Class** 10-1-401. Year 1 - Poster or display on grooming
10-1-402. Year 2 - Poster or display that identifies a minimum of 15 body parts
10-1-403. Year 3 - Poster or display that identifies 10 breeds with characteristics and countries of origin

Climbing Up

- * Do at least 3 Required Activities and 4 Optional Activities each year
- * Complete at least 21 total required and optional activities in three years or less to advance to next level

- Class** 10-1-501. Year 1 - Poster or display on feeding and care of cats
10-1-502. Year 2 - Poster or display about a cat disease and how it is prevented or treated
10-1-503. Year 3 - Poster or display about cat misbehavior and precautions or trainings to prevent it

Cat Connections

- * Do at least 3 Required Activities and 4 Optional Activities each year
- * Complete at least 21 total required and optional activities to complete level

- Class** 10-1-601. Year 1- Notebook that records jobs related to felines, average salaries, and training
10-1-602. Year 2 -Write a story about the similarity of cats to humans
10-1-603. Year 3 - Notebook recording efforts to organize a cat event or field trip for younger members

AGE CODE (You MUST list age code on Exhibitor Entry Form)
20 8 to 9 years old as of January 1, 2009
30 10 to 12 years old as of January 1, 2009
40 13 to 15 years old as of January 1, 2009
50 16 to 19 years old as of January 1, 2009



Section 1 Awards in each class

1st Place:	\$5
2nd Place:	\$3
3rd Place:	\$2
4th Place:	\$1



(plus ribbons)

HORSE

Giddy Up & Go

- * Do at least 7 of the Level 1 required and optional activities each year
- * Complete at least 21 total required and optional activities in three years or less to advance to the next level
- * Poster must contain at least three (3) educational facts relating to any one of the topics completed in current year

- Class** 10-1-701. Year 1
10-1-702. Year 2
10-1-703. Year 3

Head, Heart, & Hooves

- * Do at least 7 of the Level 2 required and optional activities each year
- * Complete at least 21 total required and optional activities in three years or less to advance to the next level
- * Poster must contain at least three (3) educational facts relating to any one of the topics completed in current year

- Class** 10-1-801. Year 1
10-1-802. Year 2
10-1-803. Year 3

Stable Relationships

- * Do at least 7 of the Level 3 required and optional activities each year
- * Complete at least 21 total required and optional activities in three years or less to advance to the next level
- * Poster must contain at least three (3) educational facts relating to any one of the topics completed in current year

- Class** 10-1-901. Year 1
10-1-902. Year 2
10-1-903. Year 3

Department 10 - 4-H

★ *Best of Show will be selected from Blue Ribbon winners and will receive a Rosette Ribbon.*

Riding the Range

- * Do at least 7 of the Level 4 required and optional activities each year
- * Complete at least 21 total required and optional activities in three years or less to advance to the next level
- * Poster must contain at least three (3) educational facts relating to any one of the topics completed in current year

Class 10-1-1001. Year 1
10-1-1002. Year 2
10-1-1003. Year 3

Jumping to New Heights

- * Do at least 7 of the Level 5 required and optional activities each year
- * Poster must contain at least three (3) educational facts relating to any one of the topics completed in current year

Class 10-1-1101. Year 1
10-1-1102. Year 2
10-1-1103. Year 3

Horse Production

- * Do 3 or more Learning Experiences for Level 1.
- * Do 5 or more Learning Experiences each year for Level 2 or 3.

Class 10-1-1201. Notebook containing Horse Production Project Record for Broodmare; poster or display of your horse's pedigree and animal information
10-1-1202. Notebook containing Horse Production Project Record for Foal, Weanling, 2 or 3 year old; poster or display of your horse's pedigree and animal information

Pet Pals - Level 1

- * Do at least 7 activities in Level 1 each year
- * Complete at least 21 total required and More Challenges activities within three years or less to advance to next level.

Class 10-1-1301 Animal
10-1-1302 3-D display with 5" x 7" card explaining display

Pet Care

Class 10-1-1401 Poster about the natural characteristics (habitat, life span, etc) of member's animal, its life history or basic pet care.
Class 10-1-1402 Kit of pet first aid or grooming supplies and equipment. Include at least six (6) items and a list of the items and how they are used. Use replicas or empty boxes instead of real medicines.

Section 1 Awards in each class

1st Place:	\$5
2nd Place:	\$3
3rd Place:	\$2
4th Place:	\$1

(plus ribbons)



Scurrying Ahead - Level 2

- * Do at least 7 activities in Level 1 each year
- * Complete at least 21 total required and More Challenges activities within three years or less to advance to next level.

Class 10-1-1501 Animal
10-1-1502 3-D display with 5" x 7" card explaining display

Scaling the Heights - Level 3

- * Do at least 7 activities in Level 1 each year
- * Complete at least 21 total required and More Challenges activities within three years or less to advance to next level.

Class 10-1-1601 Animal
10-1-1602 3-D display with 5" x 7" card explaining display

Poultry

Embryology

Class 10-1-1701. Animals
10-1-1702. 3-D display with 5" by 7" card explaining the display

Veterinary Science Unit 1

Class 10-1-1801 The Normal Animal. Exhibit a ten-day record of observations of an animal for signs of normal and abnormal health and behaviors plus a poster display related to one of the topics in the project lessons. The record should be in a suitable binder.

AGE CODE	(You MUST list age code on Exhibitor Entry Form)
20	8 to 9 years old as of January 1, 2009
30	10 to 12 years old as of January 1, 2009
40	13 to 15 years old as of January 1, 2009
50	16 to 19 years old as of January 1, 2009

Department 10 - 4-H

Veterinary Science Unit II

Class 10-1-1901 Animal disease. Exhibit a record of the health of the member's own animal and practices followed to keep the animal healthy, including references to signs of abnormal health or activities, and a poster display related to one of the topics in the project lessons. The record should be in a suitable binder.

Veterinary Science Unit III

Class 10-1-2001 Animal Health and its Relationship to Our World. Exhibit a report in a suitable binder and a poster display related to the member's individual study topic for the poster.

Exploring Farm Animals

- * Do at least 5 of the activities each year
- * Poster must contain at least three (3) educational facts relating to any one of the topics completed in current year

Class 10-1-2101. Year 1
 10-1-2102. Year 2
 10-1-2103. Year 3

Section 2 Awards in each class	
1st Place:	\$5
2nd Place:	\$3
3rd Place:	\$2
4th Place:	\$1
(plus ribbons)	

Section 2 – Plant Science

* Members must exhibit the item of their choice in the appropriate project

* **Member must exhibit project book and one specified item**

★ *Best of Show will be selected from Blue Ribbon winners and will receive a Rosette Ribbon.*



Meet the Plants

- * Attach a 5" by 7" card describing the steps used
- * Put name, age, and club name on the back of card and on pot

Class	
10-2-101. Avocado	10-2-111. Ivy
10-2-102. African Violet	10-2-112. Jade Plant
10-2-103. Begonias	10-2-113. Philodendron
10-2-104. Chocolate Soldier	10-2-114. Prayer Plant
10-2-105. Citrus tree	10-2-115. Rubber Tree
10-2-106. Coleus	10-2-116. Sedums
10-2-107. Dracaena	10-2-117. Spider Plant
10-2-108. Ferns	10-2-118. Wax Plant (Hoya)
10-2-109. Geranium	10-2-119. Zebra Plant
10-2-110. Goldfish Plants	10-2-120. Other



Indoor Gardening

- * Attach a 5" by 7" card describing the steps used
- * Put name, age, and club name on the back of card and on pot

Class	
10-2-201. African Violet	10-2-211. Philodendron
10-2-202. Begonia	10-2-212. Prayer Plant
10-2-203. Chocolate Soldier	10-2-213. Rubber Tree
10-2-204. Coleus	10-2-214. Shamrock
10-2-205. Dracaena	10-2-215. Snake Plant
10-2-206. Ferns	10-2-216. Spider Plant
10-2-207. Goldfish Plant	10-2-217. Tropical Plant
10-2-208. Ivy	10-2-218. Wax Plant (Hoya)
10-2-209. Jade Plant	10-2-219. Zebra Plant
10-2-210. Ornamental Pepper	10-2-220. Other

AGE CODE (You MUST list age code on Exhibitor Entry Form)	
20	8 to 9 years old as of January 1, 2009
30	10 to 12 years old as of January 1, 2009
40	13 to 15 years old as of January 1, 2009
50	16 to 19 years old as of January 1, 2009

Department 10 - 4-H

Herb Gardens

- * Attach a 5" by 7" card describing the steps used
- * Attach a 5"x7" card describing the steps used

Class

10-2-301.	Alfalfa	10-2-313.	Curled Parsley
10-2-302.	Basil	10-2-314.	Plain Parsley
10-2-303.	Borage	10-2-315.	Penny Royal
10-2-304.	Chervil	10-2-316.	Peppermint
10-2-305.	Chives	10-2-317.	Rosemary
10-2-306.	Coriander	10-2-318.	Sage
10-2-307.	Dill	10-2-319.	Spearmint
10-2-308.	Fennel	10-2-320.	Sweet Basil
10-2-309.	Feverfew	10-2-321.	Sweet Marjoram
10-2-310.	Lavender	10-2-322.	Thyme
10-2-311.	Lemon Balm	10-2-323.	Sweet Woodruff
10-2-312.	Oregano	10-2-324.	Any other



Join Our Pest Patrol

- Class** 10-2-401. 3-D display on Beneficial Insects-attach 5" by 7" card describing display
- 10-2-402. 3-D display on "Web of Life"-attach 5" by 7" card describing display
- 10-2-403. 3-D display on a pest of your choice and how to control it-attach 5" by 7" card describing display.

See Them Sprout

- * Complete 6 activities for each of the: First Year (a) or Second Year (b)
- * Complete the record sheet for Year 1 or Year 2 at the back of the manual
- * Vegetables must be harvested from your garden. Place vegetables on a white disposable plate with your name, age and club name on bottom of plate.

Class

10-2-501.	Beans (10)	10-2-509.	Pea Pods (10)
10-2-502.	Broccoli (1)	10-2-510.	Peppers (3)
10-2-503.	Cabbage (1)	10-2-511.	Radishes (5)
10-2-504.	Carrots, topped (3)	10-2-512.	Scallions (5)
10-2-505.	Cauliflower (1)	10-2-513.	Squash (1)
10-2-506.	Cherry Tomatoes (5)	10-2-514.	Tomatoes (3)
10-2-507.	Cucumbers (3)	10-2-515.	One potted plant with name, age and club name on pot.
10-2-508.	Onions (5)		



Let's Get Growing

- * Complete 6 activities for each of the: First Year (a) or Second Year (b)
- * Complete the record sheet for Year 1 or Year 2 at the back of the manual
- * Vegetables must be harvested from your garden. Place vegetables on a white disposable plate with your name, age and club name on bottom of plate.

Class

10-2-601.	Beans (10)	10-2-609.	Pea Pods (10)
10-2-602.	Broccoli (1)	10-2-610.	Peppers (3)
10-2-603.	Cabbage (1)	10-2-611.	Radishes (5)
10-2-604.	Carrots, topped (3)	10-2-612.	Scallions (5)
10-2-605.	Cauliflower (1)	10-2-613.	Squash (1)
10-2-606.	Cherry Tomatoes (5)	10-2-614.	Tomatoes (3)
10-2-607.	Cucumbers (3)	10-2-615.	One potted plant with name, age and club name on pot.
10-2-608.	Onions (5)		



Department 10 - 4-H

Take Your Pick

- * Complete 6 activities for each of the: First Year (a), or Second Year (b), or Third Year (c)
- * Complete the record sheet for Year 1 or Year 2 or Year 3 at the back of the manual
- * Vegetables must be harvested from your garden. Place vegetables on a white disposable plate with your name, age and club name on bottom of plate.

- Class** 10-2-701. Three of the same specimen vegetable (beans, peas, tomatoes, beets, carrots, radishes, onions, scallions, cucumbers)
- 10-2-702. One of the same specimen vegetable (broccoli, cabbage, cauliflower)
- 10-2-703. One potted plant with name, age, and club name on pot

Growing Profit

- * Complete 6 activities for each of the: First Year (a), or Second Year (b), or Third Year (c)
- * Complete the record sheet for Year 1 or Year 2 or Year 3 at the back of the manual
- * Vegetables must be harvested from your garden. Place vegetables on a white disposable plate with your name, age and club name on bottom of plate.

Class

- | | | | |
|-----------|---------------------|-----------|---|
| 10-2-801. | Beans (10) | 10-2-809. | Pea Pods (10) |
| 10-2-802. | Broccoli (1) | 10-2-810. | Peppers (3) |
| 10-2-803. | Cabbage (1) | 10-2-811. | Radishes (5) |
| 10-2-804. | Carrots, topped (3) | 10-2-812. | Scallions (5) |
| 10-2-805. | Cauliflower (1) | 10-2-813. | Squash (1) |
| 10-2-806. | Cherry Tomatoes (5) | 10-2-814. | Tomatoes (3) |
| 10-2-807. | Cucumbers (3) | 10-2-815. | One potted plant with name, age and club name on pot. |
| 10-2-808. | Onions (5) | | |



Strawberries

Class

- 10-2-901 One potted plant with name, age and club name on pot.

Section 2 Awards in each class

- 1st Place:** \$5
2nd Place: \$3
3rd Place: \$2
4th Place: \$1
 (plus ribbons)



Section 3 – Engineering and Technology

- * Members must exhibit the item of their choice in the appropriate project
- * **Member must exhibit project book and one specified item**

COMPUTER TECHNOLOGY

Booting Up

- Class** 10-3-101. Portfolio such as a three-ring binder that includes all your pictures, graphics, printed products, computer disks, and other things you created
- 10-3-102. 3-D display with 5" by 7" card explaining the display

Adding On

- Class** 10-3-201. Portfolio such as a three-ring binder that includes all your pictures, graphics, printed products, computer disks, and other things you created
- 10-3-202. 3-D display with 5" by 7" card explaining the display

Reaching Beyond

- Class** 10-3-301. Portfolio such as a three-ring binder that includes all your pictures, graphics, printed products, computer disks, and other things you created
- 10-3-302. 3-D display with 5" by 7" card explaining the display

AGE CODE (You MUST list age code on Exhibitor Entry Form)	
20	8 to 9 years old as of January 1, 2009
30	10 to 12 years old as of January 1, 2009
40	13 to 15 years old as of January 1, 2009
50	16 to 19 years old as of January 1, 2009

Department 10 - 4-H

★ *Best of Show will be selected from Blue Ribbon winners and will receive a Rosette Ribbon.*



ELECTRICITY

Magic of Electricity

- * Do at least 3 Required Activities and 4 Optional Activities each year
 - * Complete at least 21 total required and optional activities in three years or less to advance to next level
- Class 10-3-401.** 3-D display with 5" by 7" card explaining the display

Investigating Electricity

- * Do at least 3 Required Activities and 4 Optional Activities each year.
 - * Complete at least 21 total required and optional activities in three years or less to advance to next level
- Class 10-3-501.** 3-D display with 5" by 7" card explaining the display

Wired for Power

- * Do at least 3 Required Activities and 4 Optional Activities each year
 - * Complete at least 21 total required and optional activities in three years or less to advance to next level
- Class 10-3-601.** 3-D display with 5" by 7" card explaining the display

Entering Electronics

- * Do at least 3 Required Activities and 4 Optional Activities each year
 - * Complete at least 21 total required and optional activities to complete level
- Class 10-3-701.** 3-D display with 5" by 7" card explaining the display

Section 3 Awards in each class

1st Place:	\$5
2nd Place:	\$3
3rd Place:	\$2
4th Place:	\$1

(plus ribbons)



WOOD SCIENCE

Measuring Up – Level 1

- * Do at least 3 Required Activities and 4 optional Activities each year
 - * Complete at least 20 total required and optional activities in three years or less to advance to next level
- Class 10-3-801.** Simple wood project



Making the Cut – Level 2

- * Do at least 3 Required Activities and 4 optional Activities each year
 - * Complete at least 20 total required and optional activities in three years or less to advance to next level
- Class 10-3-901.** Wood project

Nailing It Together – Level 3

- * Do at least 3 Required Activities and 4 optional Activities each year
 - * Complete at least 20 total required and optional activities in three years or less to advance to next level
- Class 10-3-1001.** Nailed wood project



Finishing Up - Level 4

- * Do at least 3 Required Activities and 4 optional Activities each year
 - * Complete at least 20 total required and optional activities to complete level
- Class 10-3-1101.** Wood project with finish

Other Woodworking Project

- * Cost of supplies
 - * Story (500 words) about what was learned
- Class 10-3-1201.** Wood project

AGE CODE (You MUST list age code on Exhibitor Entry Form)

20	8 to 9 years old as of January 1, 2009
30	10 to 12 years old as of January 1, 2009
40	13 to 15 years old as of January 1, 2009
50	16 to 19 years old as of January 1, 2009

Department 10 - 4-H

★ *Best of Show will be selected from Blue Ribbon winners and will receive a Rosette Ribbon.*

Whittling and/or Wood Carving

* Story up to 500 words

- Class** 10-3-1301. Whittling items – two (2) if beginner level
10-3-1302. Whittling items – three (3) if intermediate level
10-3-1303. Whittling items – four (4) if advanced level
10-3-1304. Wood Carving – one (1) simple if beginner level
10-3-1305. Wood Carving – one (1) detailed if intermediate level
10-3-1306. Wood Carving – one (1) in depth if advanced level

AEROSPACE

Pre-Flight Stage 1

* Do at least 3 Required Activities and 4 Optional Activities each year

* Complete at least 20 total required and optional activities in three years or less to advance to next level

- Class** 10-3-1401. 2-liter bottle rocket and your launch record
10-3-1402. Single-stage rocket and your launch record

Lift-off Stage 2

* Do at least 3 Required Activities and 4 Optional Activities each year

* Complete at least 20 total required and optional activities in three years or less to advance to next level

- Class** 10-3-1501. 2-liter bottle rocket and your launch record
10-3-1502. Multi-stage rocket and your launch record

Reaching New Heights Stage 3

* Do at least 3 Required Activities and 4 Optional Activities each year

* Complete at least 20 total required and optional activities in three years or less to advance to next level

* Kites to be made from member-obtained materials, not kits

- Class** 10-3-1601. Diamond Kite (approx. 30"x25") with tail (approx. 30" to 40")
10-3-1602. Nagasaki Hata Fighter Kite (approx. 18"x18") with or without tail
10-3-1603. Box Kite

Pilot in Command Stage 4

* Do at least 3 Required Activities and 4 Optional Activities each year

* Complete at least 20 total required and optional activities to complete level

- Class** 10-3-1701. Notebook about a career related to the aerospace industry

SMALL ENGINES

Crank It Up!

- Class** 10-3-1801. 3-D display with 5" by 7" card explaining the display

Warm It Up!

- Class** 10-3-1901. 3-D display with 5" by 7" card explaining the display

Tune It Up!

- Class** 10-3-2001. 3-D display with 5" by 7" card explaining the display

Section 3 Awards in each class

1st Place:	\$5
2nd Place:	\$3
3rd Place:	\$2
4th Place:	\$1
	(plus ribbons)



AGE CODE (You MUST list age code on Exhibitor Entry Form)
20 8 to 9 years old as of January 1, 2009
30 10 to 12 years old as of January 1, 2009
40 13 to 15 years old as of January 1, 2009
50 16 to 19 years old as of January 1, 2009

Department 10 - 4-H

Section 4 – Environmental Education and Earth Science

- * Members must exhibit the item of their choice in the appropriate project
- * Member must exhibit project book and one specified item



ENTOMOLOGY

Creepy Crawlers

- * Do at least 3 Required Activities and 4 Optional Activities each year
- * Complete at least 21 total required and optional activities in three years or less to advance to next level

- Class** 10-4-101. Exhibit twenty-five (25) labeled specimens representing 5 insect orders.
10-4-102. Photo album of five (25) labeled specimens representing 5 insect orders.



What's Bugging

- * Do at least 3 Required Activities and 4 Optional Activities each year
- * Complete at least 21 total required and optional activities in three years or less to advance to next level

- Class** 10-4-201. Exhibit twenty-five (25) labeled specimens, for a total of fifty (50) representing 7 insect orders.
10-4-202. Photo album of five (25) labeled specimens, for a total of fifty (50) representing 7 insect orders.

Dragon's Houses and other Flies

- * Do at least 3 Required Activities and 4 Optional Activities each year
- * Complete at least 21 total required and optional activities to complete level

- Class** 10-4-301. Exhibit twenty (20) labeled specimens, for a total of seventy (70) representing 9 insect orders.
10-4-302. Photo album of twenty (20) labeled specimens, for a total of seventy (70) representing 9 insect orders.

Dragon's Houses and other Flies

- Class** 10-4-401. Display a minimum of ninety (90) different insects representing ten (10) insect orders.
10-4-402. Photo album of twenty (20) labeled specimens, for a total of ninety (90) representing 10 different insect orders.

Section 4 Awards in each class

1st Place:	\$5
2nd Place:	\$3
3rd Place:	\$2
4th Place:	\$1

(plus ribbons)



FORESTRY

Treetops

- Class** 10-4-501. Tree touch box (Farm Show requirement)
10-4-502. Make a bird feeder

Trees + Me = Forestry

- Class** 10-4-601. Draw your favorite tree and mount the drawing on poster board. Draw or paste products and benefits we enjoy from this tree
10-4-602. Display and label leaves, twigs, or branch cross-section from six or more tree species. (Farm Show requirement)
10-4-603. Display a seed collection of 8 species. Group according to how the seeds travel. Display each species seed cut in half to show the inside

Advancing in Forestry

- Class** 10-4-701. Show an activity related to Forest Stewardship
10-4-702. Show an activity related to Forest Products
10-4-703. Show an activity related to Forest Insects/Diseases
10-4-704. Show an activity related to Fire
10-4-705. Poster of two (2) completed round-up ideas (Farm Show requirement)

Adopt-A-Tree

- Class** 10-4-801. Album of activities completed. (Farm Show requirement)

Department 10 - 4-H

★ *Best of Show will be selected from Blue Ribbon winners and will receive a Rosette Ribbon.*

WILDLIFE

Wildlife is All Around Us - Spring

Class 10-4-901. Completed project book along with The Wildlife Detective book, display of birdhouse and 5" by 7" card explaining birds you hope to attract

Wildlife is All Around Us - Summer

Class 10-4-1001. Completed project book along with The Wildlife Detective book, display of three (3) plaster casts of animal track and 5" by 7" card explaining each cast

Wildlife is All Around Us - Fall

Class 10-4-1101. Completed project book along with The Wildlife Detective book, poster of a map describing different types of cover for animals (labeled)

Wildlife is All Around Us - Winter

Class 10-4-1201. Completed project book along with The Wildlife Detective book, poster describing animal signs that can be found in winter

The Wildlife Ecologist I

Class 10-4-1301 Completed project book and nature journal based on suggestions from this project

The Wildlife Manager II

Class 10-4-1401 Completed project book and nature journal based on suggestions from this project

Section 4 Awards in each class

awarded to each

1st Place: \$5

2nd Place: \$3

3rd Place: \$2

4th Place: \$1

(plus ribbons)



FISHING

Take the Bait



- * Do at least 6 activities in Level 1 each year
- * Complete at least 20 activities in three years or less to advance to next level
- * Exhibit a record of each time you went fishing, with date, type of fish caught and equipment used.

Class 10-4-1501. 3-D display with 5" by 7" card explaining the display

Reel In the Fun

- * Do at least 6 activities in Level 2 each year
- * Complete at least 20 activities in three years or less to advance to next level
- * Exhibit a record of each time you went fishing, with date, type of fish caught and equipment used.

Class 10-4-1601. 3-D display with 5" by 7" card explaining the display



Cast Into the Future

- * Do at least 6 activities in Level 3 each year
- * Complete at least 20 activities in three years or less
- * Exhibit a record of each time you went fishing, with date, type of fish caught and equipment used.

Class 10-4-1701. 3-D display with 5" by 7" card explaining the display

WATER

Water Conservation with the Water Lion - Unit 1

Class 10-4-1801. 3-D display with 5" by 7" card explaining the display

Incredible Water - Unit 2

Class 10-4-1901. 3-D display with 5" by 7" card explaining the display

Water Quality Matters - Unit 3

Class 10-4-2001. 3-D display with 5" by 7" card explaining the display

AGE CODE (You MUST list age code on Exhibitor Entry Form)

20 8 to 9 years old as of January 1, 2009

30 10 to 12 years old as of January 1, 2009

40 13 to 15 years old as of January 1, 2009

50 16 to 19 years old as of January 1, 2009

Section 5 – Leisure and Cultural Education

- * Members must exhibit the item of their choice in the appropriate project.
- * All exhibitors are expected to have craft(s) approved by 4-H Extension Educator
- * Display quality craft item(s) showing creativity and imagination [can not be pre-fabricated]
- * **Member must exhibit project book and one specified item**

Air Rifle

- Class** 10-5-101. Three (3) targets dated and signed by leader and a safety poster
 10-5-102. 3-D display with 5” by 7” card explaining the display

Advanced Air Rifle

- Class** 10-5-201. Three (3) targets dated and signed by leader and a safety poster
 10-5-202. 3-D display with 5” by 7” card explaining the display

Riflery

- Class** 10-5-301. Three (3) targets dated and signed by leader and a safety poster
 10-5-302. 3-D display with 5” by 7” card explaining the display

Section 5 Awards in each class	
1st Place:	\$5
2nd Place:	\$3
3rd Place:	\$2
4th Place:	\$1
(plus ribbons)	



OUTDOOR ADVENTURES

Hiking Trails – Level 1

- * Complete at least six activities each year
- ** Complete at least 20 of the Hiking Trails and Reach the Peak activities within three years to complete this achievement program and advance to the next level

- Class** 10-5-401 Year 1-Educational poster
 10-5-402 Year 1-3-D display with 5” by 7” card explaining the display
 10-5-403 Year 2-Educational poster
 10-5-404 Year 2-3-D display with 5” by 7” card explaining the display
 10-5-405 Year 3-Educational poster
 10-5-406 Year 3-3-D display with 5” by 7” card explaining the display



Camping Adventures – Level 2

- * Complete at least six activities each year
- ** Complete at least 20 of the Hiking Trails and Reach the Peak activities within three years to complete this achievement program and advance to the next level

- Class** 10-5-501 Year 1-Educational poster
 10-5-502 Year 1-3-D display with 5” by 7” card explaining the display
 10-5-503 Year 2-Educational poster
 10-5-504 Year 2-3-D display with 5” by 7” card explaining the display
 10-5-505 Year 3-Educational poster
 10-5-506 Year 3-3-D display with 5” by 7” card explaining the display

Backpacking Expeditions – Level 3

- * Complete at least six activities each year
- ** Complete at least 20 of the Hiking Trails and Reach the Peak activities within three years to complete this achievement program

- Class** 10-5-601 Year 1-Educational poster
 10-5-602 Year 1-3-D display with 5” by 7” card explaining the display
 10-5-603 Year 2-Educational poster
 10-5-604 Year 2-3-D display with 5” by 7” card explaining the display
 10-5-605 Year 3-Educational poster
 10-5-606 Year 3-3-D display with 5” by 7” card explaining the display

Bowling - Beginner

- Class** 10-5-701 Year 1-Educational poster
 10-5-702 Year 1-3-D display with 5” by 7” card explaining the display
 10-5-703 Year 2-Educational poster
 10-5-704 Year 2-3-D display with 5” by 7” card explaining the display



Bowling – Intermediate

- Class** 10-5-801 Year 1-Educational poster
 10-5-802 Year 1-3-D display with 5” by 7” card explaining the display
 10-5-803 Year 2-Educational poster
 10-5-804 Year 2-3-D display with 5” by 7” card explaining the display



Bowling – Advanced

- Class** 10-5-901 Year 1-Educational poster
 10-5-902 Year 1-3-D display with 5” by 7” card explaining the display
 10-5-903 Year 2-Educational poster
 10-5-904 Year 2-3-D display with 5” by 7” card explaining the display

Chess

- Class** 10-5-1001. Year 1 Educational Poster
 10-5-1002. Year 2 3-D display with 5” by 7” card explaining the display

Roller Skating

- Class** 10-5-1101. Year 1 Educational Poster
 10-5-1102. Year 2 3-D display with 5” by 7” card explaining the display

AGE CODE (You MUST list age code on Exhibitor Entry Form)	
20	8 to 9 years old as of January 1, 2009
30	10 to 12 years old as of January 1, 2009
40	13 to 15 years old as of January 1, 2009
50	16 to 19 years old as of January 1, 2009

Department 10 - 4-H

Collectibles (except #8 Stamp Collecting)

- Class** 10-5-1201. Minimum of 10 items and 5" x 7" card explaining collection
 10-5-1202. Photo album of each of your collectibles, minimum of ten (10), in place of the actual items and explanation of collection

Stamp Collecting (use Collectibles Project Book)

- Class** 10-5-1301. 3-D display and 5" by 7" card explaining collection
 10-5-1302 Two (2) "Stamp Story Pages" with story

Ceramic

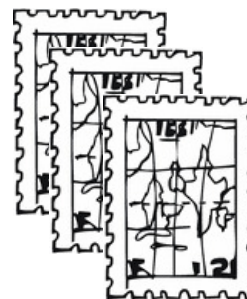
- Class** 10-5-1401. Hand-made molds - painted
 10-5-1402 Purchased molds - painted

Scrapbooking – Beginner – Year 1 & 2 (Submit Scrapbooking Project Book)

At least 4 double page or 8 single page scrapbook or a combination of both

- one page featuring animal(s)
- one page featuring 4-H project or 4-H activity
- one page featuring a seasonal theme
- the other pages can be anything the 4-Her chooses
- at least three (3) different types of lettering

- Class** 10-5-1501. Year 1
 10-5-1502. Year 2



Section 5 Awards in each class	
1st Place:	\$5
2nd Place:	\$3
3rd Place:	\$2
4th Place:	\$1
(plus ribbons)	



Quilting - Beginners:

- Class** 10-5-1601 Quilt block, hand or machine quilted
 10-5-1602 Bound pre-quilted fabric quilt
 10-5-1603 Whole cloth quilt, hand or machine quilted
 10-5-1604 Table runner or placemat, hand or machine quilted
 10-5-1605 Wall hanging, hand or machine quilted
 10-5-1606 Doll Quilt or other small quilted item, hand or machine quilted



Quilting – Intermediate

- Class** 10-5-1701 Tied quilt, wall hanging size
 10-5-1702 Tied quilt, any size except wall hanging size
 10-5-1703 Crazy quilt, wall hanging size
 10-5-1704 Crazy quilt, any size except wall hanging size
 10-5-1705 Strip pieced, log cabin, patchwork or other quilt (not tied or crazy quilt), wall hanging size
 10-5-1706 Strip pieced, log cabin, patchwork or other quilt (not tied or crazy quilt), any size except wall hanging size
 10-5-1707 Garment that is quilted or has elements that have been quilted by hand or by machine

Quilting – Advanced techniques, including but not limited to:

Applique, trapunto, sashiko, Seminole, Hawaiian

- Class** 10-5-1801 Quilt block or small project using one or more advanced technique
 10-5-1802 Quilt with advanced skill for twin bed size or larger
 10-5-1803 Quilt made with multiple intermediate and/or advanced techniques



For #20 through #23, use "County Craft Project Book"

Plaster Craft

- Class** 10-5-1901 Four to six small related items
 10-5-1902 One large piece 6 inches high or higher

Needlework

- Class** 10-5-2001. Plastic Canvas
 10-5-2002. Cross-stitch
 10-5-2003. Embroidery
 10-5-2004. Latch Hook
 10-5-2005. Pretty Punch
 10-5-2006. Other

Wreaths

- Class** 10-5-2201. Fabric
 10-5-2202. Items from nature
 10-5-2203. Artificial items
 10-5-2204. Other

Fabric – Clothing

- Class** 10-5-2101. Tie-Dye Shirt
 10-5-2102. Painted Shirt
 10-5-2103. Appliqued Shirt
 10-5-2104. Other

Other Wall Hangings

- Class** 10-5-2301. Swag
 10-5-2302. Hoop
 10-5-2303. 3-D Picture
 10-5-2304. Other

Department 10 - 4-H

Section 6 – Individual and Family Resources

* Members must exhibit the item of their choice in the appropriate project
 * Member must exhibit project book and one specified item

Kids In Control

Class 10-6-101.3-D display with 5” by 7” card explaining the display

Babysitting

Class 10-6-201.3-D display with 5” by 7” card explaining the display

Generation Celebration

Class 10-6-301.3-D display with 5” by 7” card explaining the display

Money Fun-damentals

Class 10-6-401. 3-D display with 5” by 7” card explaining the display



And My World

- Class** 10-6-501 3-D display with a story about something learned while doing this project
- 10-6-502 Show an activity related to custom and cultures along with a story
- 10-6-503 Show an activity related to values and attitudes along with a story
- 10-6-504 Family Tree along with a story

Money Moves

Class 10-6-601. 3-D display with 5” by 7” card explaining the display

First Aid in Action

Class 10-6-701. 3-D display with 5” by 7” card explaining the display

Keeping Fit

Class 10-6-801. 3-D display with 5” by 7” card explaining the display

Staying Healthy

Class 10-6-901. 3-D display with 5” by 7” card explaining the display

Exploring the Treasures of 4-H

Class 10-6-1001. 3-D display with 5” by 7” card explaining the display

Step Up to Leadership

Class 10-6-1101. Workbook
 10-6-1102. Journal
 10-6-1103. Portfolio

Section 6 Awards in each class

1st Place:	\$5
2nd Place:	\$3
3rd Place:	\$2
4th Place:	\$1

(plus ribbons)



Section 7 – Textile Science

* All entries in this department will be evaluated on construction and suitability of materials

* Member must exhibit project book and one specified item

Sew Much Fun

Class 10-7-101. Requirement stated in book

Sew Much More

Class 10-7-201. Requirement stated in book

Stitch By Stitch

Class 10-7-301. Requirement stated in book

Knits

Class 10-7-401. Requirement stated in book

Coordinates

Class 10-7-501. Requirement stated in book

Accessories

Class 10-7-601. Requirement stated in book

Time Saving Sewing

Class 10-7-701. Requirement stated in book

Sewing for Other Projects and Other People

Class 10-7-801. Requirement stated in book

Create Your Own Project

Class 10-7-901. Requirement stated in book

Tailoring

Class 10-7-1001. Requirement stated in book

Formalwear

Class 10-7-1101. Requirement stated in book

Design

Class 10-7-1201. Requirement stated in book

Closet Connection

Class 10-7-1301. Requirement stated in book

Wardrobe Planning

Class 10-7-1401. Requirement stated in book

Shopping

Class 10-7-1501. Requirement stated in book

Weaving

Class 10-7-1601. Requirement stated in book

Knitting

Class 10-7-1701. Requirement stated in book

Crochet

Class 10-7-1801. Requirement stated in book

Separates

Class 10-7-1901. Requirement stated in book

Clothes Shopping

Class 10-7-2001. Requirement stated in book



AGE CODE (You MUST list age code on Exhibitor Entry Form)

- 20 8 to 9 years old as of January 1, 2009
- 30 10 to 12 years old as of January 1, 2009
- 40 13 to 15 years old as of January 1, 2009
- 50 16 to 19 years old as of January 1, 2009

Section 7 Awards in each class

1st Place:	\$7
2nd Place:	\$5
3rd Place:	\$4
4th Place:	\$1

(plus ribbons)



★ **Best of Show will be selected from Blue Ribbon winners and will receive a Rosette Ribbon.**

Department 10 - 4-H

Section 8 – Food & Nutrition

- * Recipe used for baked goods must be submitted on a 3” by 5” card and taped to the bottom of the paper plate
- * Food product must be wrapped in plastic on a paper plate
- * Member’s name, age and club name must be written on the bottom of the plate
- * Place item and paper plate in a plastic bag with twist tie or zip lock
- * **Member must exhibit project book and one specified item**


★ *Best of Show will be selected from Blue Ribbon winners and will receive a Rosette Ribbon.*

Adventures with Food

- Class** 10-8-101. Cookies, three (3) of one kind
 10-8-102. Poster relating to the project

Food and Fitness for Fun

- Class** 10-8-201. Muffins, three (3) of one kind, no topping
 10-8-202. Poster relating to the project



Tasty Tidbits

- Class** 10-8-301. Pretzels, three (3)
 10-8-302. Scones, three (3)
 10-8-303. Poster related to the project

I Spy in the Kitchen

- Class** 10-8-401. Cookies, three (3) of one kind
 10-8-402. Trail Mix or Granola, ½ cup in a clear ½ pint jar
 10-8-403. Poster on cooking terms or measuring or some food science topic

Star Spangled Foods

- Class** 10-8-501. Snickerdoodles, three (3)
 10-8-502. Muffins, three (3) of one kind, no topping
 10-8-503. Poster depicting foods of a region or culture within the US



<i>Section 8 Awards in each class</i>	
1st Place:	\$5
2nd Place:	\$3
3rd Place:	\$2
4th Place:	\$1
	(plus ribbons)

Let's Bake Quick Breads

- Class** 10-8-601. Muffins, two (2) of one kind
 10-8-602. Biscuits, two (2) of one kind
 10-8-603. Quick bread, ½ loaf
 10-8-604. Poster on Quick Breads or quick bread techniques

Yeast Breads on the Rise

- Class** 10-8-701. Dinner rolls, (3)
 10-8-702. Pretzels, (3)
 10-8-703. Basic yeast bread, ½ loaf
 10-8-704. Poster about yeast breads or making yeast breads



Global Gourmet

- Class** 10-8-801. Baked product and information on how it is served in that country, submit recipe
 10-8-802. Poster giving information about foods from a country or culture outside the US

Breads Around the World

- Class** 10-8-901 A loaf or round bread from another country or culture outside the U.S. (please submit recipe)
 10-8-902 A plate of four (4) rolls, pretzels, tortillas, or smaller breads from another country or culture. (please submit recipe)
 10-8-903 Poster on a specific bread and information about the country or culture the bread is from. Include a recipe on the poster. Recipe does not need to be in the project book.

MICROWAVE

Bag of Tricks

- Class** 10-8-1001 Year 1- Granola mix (1 cup in a zip lock bag) or ½ cup in a clear ½ pint jar
 10-8-1002 Year 2- Fudge (3 uniform pieces)
 10-8-1003 Poster of microwave safe equipment, breakfast bites comparison, power level calcium or one or more aspects of the food pyramid (choose one topic)



Department 10 - 4-H

Micro Magicians

<p>Class 10-8-1101 10-8-1102 10-8-1103</p>	<p>Year 1- Bar cookies (3) Year 2- Pineapple upside-down cake (1/2 cake) Poster on arranging food in a microwave oven, or cooking ground beef, or meal planning or one or more vitamins and minerals (choose one topic)</p>
---	---

Amazing Rays

<p>Class 10-8-1201 10-8-1202 10-8-1203.</p>	<p>Year 1- Peanut brittle (5 pieces) Year 2- Coffee cake (1/2 cake) Poster on pasta cooking tips, making casseroles, reheating left overs, meal planning, or one or more vitamins (choose one topic)</p>
--	--

Presto Meals

<p>Class 10-8-1301 10-8-1302 10-8-1303.</p>	<p>Year 1- Pecan or cherry pie (1/4 of pie) Year 2- Jar of strawberry or grape jelly Poster on microwave oven comparison shopping, benefits of microwave cooking, tips for selecting foods to microwave, holding times, breakfast, use of oven cooking bags, microwave cleaning, or shielding and venting (choose one topic)</p>
--	--

CANNING

Let's Make Jams and Jellies

<p>Class 10-8-1401</p>	<p>Four-jar display of sweet spreads; includes four different kinds of jams and jellies. Label contents of each jar.</p>
-------------------------------	--

Let's Can Tomatoes and Fruit

<p>Class 10-8-1501</p>	<p>Three-jar display of fruit in sugar syrup, one jar of fruit in fruit juice and one jar of tomatoes, tomato juice or tomato sauce. Label contents of each jar.</p>
-------------------------------	--



.....

Round up the kids and bring them out for a day of education, celebration and fun at the award winning

Northeast Fair's GROUP & FAMILY DAY Friday, June 26, 2009

This fun filled and thrilling day will feature extensive morning and afternoon educational and entertainment activities specially designed for children and early teens, along with over 20 amusement park style rides and all the offerings of a Pennsylvania State Agricultural Fair. Fairgrounds open on this special day at 9:30 AM, with a regular late night closing at 11:30 PM.

Bring your group to the incredibly affordable Northeast Fair. Advance Admission Tickets to Group & Family Day are **only \$6.00 each** and include UNLIMITED FREE rides, FREE educational opportunities, FREE entertainment and FREE parking! It will prove to be your groups' most memorable event of the summer!

Advance admission tickets to Group & Family Day are also valid any other day of the Fair. Tickets can be purchased at the gate for \$8.00 the day of the event. All admissions are valid from fair opening to late night closing. The fair opens Tuesday, June 23 and continues through Sunday, June 28.

For only \$6.00 admission, it's incredible what GROUP & FAMILY DAY offers:

Animal Farm & Petting Zoo
Lackawanna County 4-H Club Roundup
Rick Mikula, The Butterfly Guy
Free-fly butterfly atrium
Hambone Express Pig Races
Buffo, the World's Strongest Clown
Walk-Around Street Magicians
Magic & Illusion Shows
Watch Baby Chicks Hatch
Milk Maker Activities

Internationally recognized, Ron Diamond
Penn State Cooperative Extension
Educational Butterfly Garden
Educational Vegetable and Herb Garden
Pet Zone, Reptile Show
KidBucks Game Show
Jungle Paradise
Over 20 amusement park style rides from Reithoffer Shows,
America's largest and most spectacular carnival midway!



Go to www.northeastfair.com for more information and to register.

Department 10 - 4-H

Section 9 – Communication & Expressive Arts

* Members must exhibit the item of their choice in the appropriate project

* Member must exhibit project book and one specified item

★ *Best of Show will be selected from Blue Ribbon winners and will receive a Rosette Ribbon.*

PHOTOGRAPHY

Adventures with Your Camera (A)

Class 10-9-101. Photo album showing at least five techniques learned clearly labeled, expense record, and story.

Adventures with Your Camera (B)

Class 10-9-201. Photo album showing at least five techniques learned clearly labeled, expense record, and story.

THEATER ARTS ADVENTURE

Journey into the Imagination - Act 1

Class 10-9-301. Portfolio including ideas, problem solving, sketches, photos, and puppet or puppets
10-9-302. 3-D display with 5" by 7" card explaining the display

Soaring into Action - Act 2

Class 10-9-401. Portfolio including ideas, problem solving, sketches, photos, and puppet or puppets
10-9-402. 3-D display with 5" by 7" card explaining the display

Quest for Expression - Act 3

Class 10-9-501. Portfolio including ideas, problem solving, sketches, photos, and puppet or puppets
10-9-502. 3-D display with 5" by 7" card explaining the display

Voyaging Beyond - Act 4

Class 10-9-601. Portfolio including ideas, problem solving, sketches, photos, and puppet or puppets
10-9-602. 3-D display with 5" by 7" card explaining the display

Palette of Fun

Class 10-9-701. Two (2) art pieces with 5" by 7" cards for each piece with the following information, Title of Lessons, Methods Used, Titles of Pieces, and Artist's (4-Her's) Name

Sketchbook Crossroads

Class 10-9-801. Two (2) art pieces with 5" by 7" cards for each piece with the following information, Title of Lessons, Methods Used, Titles of Pieces, and Artist's (4-Her's) Name

Portfolio Pathways

Class 10-9-901. Two (2) art pieces with 5" by 7" cards for each piece with the following information, Title of Lessons, Methods Used, Titles of Pieces, and Artist's (4-Her's) Name

Que! La Cultura

Class 10-9-1001. Two (2) art pieces with 5" by 7" cards for each piece with the following information, Title of Lessons, Methods Used, Titles of Pieces, and Artist's (4-Her's) Name

Section 9 Awards in each class

1st Place:	\$5
2nd Place:	\$3
3rd Place:	\$2
4th Place:	\$1
(plus ribbons)	



COMMUNICATIONS EXPRESS YOURSELF

Picking Up the Pieces - Level 1

* Do at least 7 activities and Upgrades each year.

* Complete at least 21 activities and Upgrades within 3 years to complete this level and advance to the next .

Class 10-9-1101. Two (2) art pieces with 5" by 7" cards for each piece with the following information, Title of Lessons, Methods Used, Titles of Pieces, and Artist's (4-Her's) Name

Putting It Together - Level 2

* Do at least 7 activities and Upgrades each year.

* Complete at least 21 activities and Upgrades within 3 years to complete this level and advance to the next .

Class 10-9-1201. Two (2) art pieces with 5" by 7" cards for each piece with the following information, Title of Lessons, Methods Used, Titles of Pieces, and Artist's (4-Her's) Name

The Perfect Fit - Level 3

* Do at least 7 activities and Upgrades each year.

* Complete at least 21 activities and Upgrades within 3 years to complete this level and advance to the next .

Class 10-9-1301. Two (2) art pieces with 5" by 7" cards for each piece with the following information, Title of Lessons, Methods Used, Titles of Pieces, and Artist's (4-Her's) Name

Department 10 - 4-H Section 10 – Individual Exhibits

* Items in this section do not require judging sheet with entry

- Class 10-10-101 Cloverbuds**
 * Member 5 to 7 years of age (Participation Ribbons Only)
 * Two (2) entries of their choice
 * Name, age, and club name on each item

AGE CODE (You MUST list age code on Exhibitor Entry Form)

10	Cloverbuds, under age 8 as of January 1, 2009
20	8 to 9 years old as of January 1, 2009
30	10 to 12 years old as of January 1, 2009
40	13 to 15 years old as of January 1, 2009
50	16 to 19 years old as of January 1, 2009

- Class 10-10-201 Promoting 4-H in Lackawanna County:**
 * One (1) entry per member
 * 3-D display, maximum size of 3 feet deep by 4 feet high by 3 feet wide
 * 5" x 7" card on back of display with name, age, club name

Section 10 Class 201-501 Awards:

1st Place:	\$8
2nd Place:	\$6
3rd Place:	\$4
4th Place:	\$1
(plus ribbons)	

- Class 10-10-301 My 4-H Camp Experience:**
 * One (1) entry per member
 * 3-D display, maximum size of 3 feet deep by 4 feet high by 3 feet wide
 * 5" x 7" card on back of display with name, age, club name



- Class 10-10-401 4-H Poem: Title "Think Green. . .Think 4-H" or on a 4-H project you completed.**
 * One (1) entry per member
 * Minimum two (2) verses, maximum ten (10) verses
 * Must be typed or printed
 * Place name, age, and club name on back of poem
 * Each Club & Classroom will be awarded 1st, 2nd, 3rd and 4th place, plus ribbons

- Class 10-10-501 Lackawanna 4-H Essay (2009 Theme: "Think Green. . .Think 4-H" or on a 4-H project you completed.)**
 * One (1) entry per member
 * Minimum 2 paragraphs, maximum one (1) page
 * Must be typed or printed
 * Place name, age, and club name on back of essay
 * Each Club & Classroom will be awarded 1st, 2nd, 3rd and 4th place, plus ribbons

**Both the 4-H Poem and the 4-H Essay will be judged on Grammar, Clarity, Neatness, Originality

Section 11 – Group Exhibits

- *Maximum size: 3 feet deep by 4 feet high by 4 feet wide
 * Will be judged on:
 • Effectiveness in catching attention - appeal and originality
 • Effectiveness in holding interest - unity clarity and simplicity
 • Effectiveness in describing your 4-H story
 • General appearance - attractive arrangement and grammar

Section 11 Class 101-501 Awards

1st Place:	\$35
2nd Place:	\$25
3rd Place:	\$15
4th Place:	\$10
(plus ribbons)	



- Class 10-11-101 Project - School Enrichment**
 * One (1) entry per project, per grade section
 * Class must have completed project during current year
 * Put school & teacher's name and grade on back of display ONLY

- Class 10-11-301 Club Scrapbook**
 * One (1) entry per club
 * Place marker in scrapbook where current year begins
 * Only current year will be judged

- Class 10-11-102 Project - Club**
 * One (1) entry per project
 * Club must have completed project during current year
 * Put club leader's name on back of display ONLY

- Class 10-11-401 Club Theme Exhibit**
 * One (1) entry per club
 * Display centered around current year club activities

- Class 10-11-201 Community Service**
 * One (1) entry per community service during current year

- Class 10-11-501 Lackawanna 4-H Theme**
 * One (1) entry per club
 * 2009 theme; "Think Green. . .Think 4-H"

Northeast Fair

2009 Committees & Departments

Operational

Parking & Security
First Aid & Guest Safety
Admissions & Ticketing
Grounds & Maintenance
Technical Services

John Alfano
Ed Warunek
Charles Salvo
Tony Angelella Sr.
Allan Capozucca

Concessionaires & Exhibitors

Food, Merchandise, Exhibitors

Joseph Aliciene, Jr., Lori Capozucca

Marketing

General Chairperson
Corporate Sponsors & Pre Sale
Advertising & Publicity
Promotional Materials
Promotional Materials Distribution
Webmaster

Joseph Pupa (570-908-0200)
James Dillon, Charles T. Salvo, Sal Montagna
Joseph Pupa (570-908-0200) Mary Jo Searfoss
Donna Biros-Kuzminski (570-908-0223)
Francis McDonald
Donna Biros-Kuzminski (570-908-0223)

Entertainment

Contract Entertainment

Joseph Pupa (570-908-0200), Joseph Middleton
Joseph Aliciene, Jr. (570-654-4469), Ryan O'Malley
Mary Jo Searfoss (570-654-0724)
Alan Capozucca (570-655-3089)
Joseph Pupa (570-908-0200)

Community Organizations
Motor Sports Shows

Agribusiness & Competitive Events

General Chairpersons
Contest Guide Preparation
Contest Guide Administration
Read & Win

Marla Pupa, Liz Martorana
Donna Biros-Kuzminski, Joseph Pupa
Rachelle Romanczuk
Marla Pupa (570-654-3213)
Joe McLean (570-654-4118)
Joseph Aliciene, Jr. (570-654-4469)
Marla Pupa (570-654-3213)

Group & Family Day

Departments & Competitions

#9 Rabbits
#10 4-H
#11 Youth Under 19

#11 Youth Under 19 Horticulture


#12 Grain & Hay
#13 Vegetables
#14 Fruits & Edible Nuts
#15 Home Produced Products
#16 Evergreen (Christmas) Trees
#17 Floral Exhibits

#18 Needlecraft
#19 Arts, Photography, Crafts
#20 Group Exhibits
#21 Wines & Beer

#22 Beautiful Baby Contest
#22 Fair Queen Contest
#22 Battle of the Bands

#22 Karaoke Contests
#23 Apiary & Maple Products
#24 Antique Farm Equipment

Jim Dillon (570-654-1993)
Ruth Ann Burns (570-963-6842)
Marla Pupa (570-654-3213)
Tom McHugh (570-963-6842)
Tom McHugh (570-963-6842)
Marla Pupa (570-654-3213)
Marla Pupa (570-654-3213)
Marla Pupa (570-654-3213)
Marla Pupa (570-654-3213)
Liz Martorana (570-954-0328)
Charlie Salvo (570-655-4025)
Marla Pupa (570-654-3213)
Sam Alba (570-655-4166)
Mary Jo Searfoss (570-654-0724)
Mary Jo Searfoss (570-654-0724)
Marla Pupa (570-654-3213)
Liz Martorana (570-954-0328)
Joseph Rogo (570-654-4220)
Lori Capozucca (570-655-3089)
Tina Dolgash (570-457-7485)
Ryan O'Malley (570-457-4574)
David Jake (570-237-2742)
Dennis @ D&D Music (570-696-2686)
Liz Martorana (570-954-0328)
Marla Pupa (570-654-3213)



Member



**Pennsylvania State
Association
of County Fairs**



*Check out the
NEW
3,500 sq. ft. building
to permanently
house the
Lackawanna
County 4-H Club
at the
Northeast Fair.*



18 JSC 707